




		BOW	CREW NAME	AGE	COMMENT	START	FINISH	ELAPSED	HANDICAP	ADJUSTED
		<b>Race 2: Mens Masters 1x (27-39) @ 08:00 AM</b>			age	start	finish	Elapsed	handicap	adjusted
1	7	UMass Alumni (Z. DePace)	35		1 1 56 77	1 15 29 87	13 33.10	5.12	13 27.98	
2	12	Palm Beach (C. Fraser)	30		1 3 1 1	1 16 54 40	13 53.39	0.72	13 52.67	
3	9	Saratoga (R. Kercull)	33		1 2 20 50	1 16 17 1	13 56.51	2.88	13 53.63	
4	8	Maritime (A. Sherman)	37		1 2 6 86	1 16 8 84	14 1.98	8.00	13 53.98	
5	10	Laval (J. Robitaille)	29		1 2 36 57	1 16 36 99	14 0.42	0.32	14 0.10	
6	13	Narragansett (D. Mercante)	28		1 3 20 77	1 17 35 97	14 15.20	0.08	14 15.12	
7	11	Riverfront Recapture (I. Marchaj)	32		1 2 50 96	1 17 12 55	14 21.59	2.00	14 19.59	
		<b>Race 3: Mens Masters 1x (40-49) @ 08:03 AM</b>			age	start	finish	Elapsed	handicap	adjusted
1	15	Cascadilla (M. Van Der Heide)	41		1 4 9 62	1 18 3 36	13 53.74	15.68	13 38.06	
2	24	Hanlan (J. Alex)	46		1 6 20 50	1 20 34 92	14 14.42	28.88	13 45.54	
3	19	Saratoga Springs (K. Borchartd)	43		1 5 21 1	1 19 36 84	14 15.83	20.48	13 55.35	
4	18	Saratoga (S. Festin)	45		1 5 0 42	1 19 27 6	14 26.64	25.92	14 0.72	
5	17	Clarkson (B. Jukic)	46		1 4 42 17	1 19 13 64	14 31.47	28.88	14 2.59	
6	16	Narragansett (D. Potter)	48		1 4 28 41	1 19 6 43	14 38.02	35.28	14 2.74	
7	25	Leander (S. ilic)	45		1 6 31 13	1 21 8 32	14 37.19	25.92	14 11.27	
8	22	Great River (j. leonard)	46		1 5 53 72	1 20 54 24	15 0.52	28.88	14 31.64	
9	21	Aqueduct (C. Wolfe)	47		1 5 36 10	1 21 8 90	15 32.80	32.00	15 0.80	
10	23	Unaffiliated (USA) (P. Pacchiana)	44		1 6 7 80	1 23 20 65	17 12.85	23.12	16 49.73	
	20	Laval (F. Moortgat)	44	scratched	4 4 4 4	9 9 9 9	488 8.08	23.12	487 44.96	
		<b>Race 4: Mens Masters 1x (50-59) @ 08:08 AM</b>			age	start	finish	Elapsed	handicap	adjusted
1	42	Unaffiliated (USA) B (J. Tunnicliffe)	51		1 8 37 20	1 21 59 34	13 22.14	46.08	12 36.06	
2	40	Cascadilla A (T. Willsallen)	57		1 8 14 99	1 22 5 72	13 50.73	72.00	12 38.73	
3	41	Narragansett A (D. Gray)	52		1 8 26 59	1 22 15 41	13 48.82	50.00	12 58.82	
4	45	Maine (M. Totta)	54		1 9 14 80	1 23 35 35	14 20.55	58.32	13 22.23	
5	44	Montreal (L. Tait)	56		1 8 59 34	1 23 34 96	14 35.62	67.28	13 28.34	
6	56	Kingston (R. Trapp)	57		1 11 51 96	1 26 48 74	14 56.78	72.00	13 44.78	
7	43	Cascadilla B (K. Mcknight)	58		1 8 49 50	1 23 51 80	15 2.30	76.88	13 45.42	
8	53	Amoskeag (M. Sheehan)	50		1 11 6 8	1 25 47 64	14 41.56	42.32	13 59.24	
9	55	Ottawa (S. Taylor)	51		1 11 34 81	1 26 42 71	15 7.90	46.08	14 21.82	
10	58	Narragansett C (P. Evans)	51		1 12 21 55	1 27 46 72	15 25.17	46.08	14 39.09	
11	63	Leander A (H. Gumulak)	56		1 13 30 80	1 29 19 49	15 48.69	67.28	14 41.41	
12	50	Saratoga A (t. brower)	56		1 10 35 13	1 26 25 28	15 50.15	67.28	14 42.87	
13	57	Unaffiliated (USA) A (S. Collins)	58		1 12 11 49	1 28 13 11	16 1.62	76.88	14 44.74	
14	54	Friends of WPI (P. Guida)	51		1 11 23 90	1 26 55 63	15 31.73	46.08	14 45.65	
15	51	Saratoga B (D. Powers)	58		1 10 47 27	1 26 50 58	16 3.31	76.88	14 46.43	
16	46	Unaffiliated (USA) C (J. Tarrant)	59		1 9 30 13	1 25 40 61	16 10.48	81.92	14 48.56	

		BOW	CREW NAME	AGE	COMMENT	START	FINISH	ELAPSED	HANDICAP	ADJUSTED
17	48		Black Fly (T. Paul)	53		1 10 5 14	1 25 49 61	15 44.47	54.08	14 50.39
18	47		Berkshire B (R. Oberle)	54		1 9 49 53	1 25 43 45	15 53.92	58.32	14 55.60
19	61		Berkshire A (D. Hall)	50		1 13 12 8	1 28 57 27	15 45.19	42.32	15 2.87
20	59		Albany RC (K. Christie)	60		1 12 41 59	1 29 22 92	16 41.33	87.12	15 14.21
21	49		Berkshire C (C. King)	52		1 10 25 0	1 26 32 64	16 7.64	50.00	15 17.64
22	60		Berry Hill (T. Way)	50		1 12 53 48	1 30 9 39	17 15.91	42.32	16 33.59
23	62		Leander B (W. Jackson)	55	did not show	1 1 1 1	9 9 9 9	488 8.08	62.72	487 5.36
24	64		Independence (T. Friel)	53	did not show	1 1 1 1	9 9 9 9	488 8.08	54.08	487 14.00
	52		Greater Lawrence Rowing (J. Polcari)	52	scratched	4 4 4 4	9 9 9 9	488 8.08	50.00	487 18.08
<b>Race 5: Mens Masters Light 1x (165lbs max) @ 08:17 AM</b>										
				age		start	finish	Elapsed	handicap	adjusted
1	27		Salisbury (W. Kirber)	60		1 16 31 49	1 31 8 66	14 37.17	87.12	13 10.05
2	33		Cambridge (J. Saxelby)	60		1 17 46 67	1 32 33 40	14 46.73	87.12	13 19.61
3	28		Berry Hill (V. Reynolds)	58		1 16 46 20	1 31 39 70	14 53.50	76.88	13 36.62
4	31		Boucherville (E. Therrien)	46		1 17 17 28	1 31 27 61	14 10.33	28.88	13 41.45
5	36		Leander Boat Club (Wilson)	46		1 18 9 96	1 32 47 65	14 37.69	28.88	14 8.81
6	34		Saratoga (T. Braim)	56		1 17 57 58	1 33 44 8	15 46.50	67.28	14 39.22
7	35		Essex (W. Ferrucci)	51		1 18 34 6	1 35 5 94	16 31.88	46.08	15 45.80
8	29		Erie Canal (K. Novak)	49		1 17 0 4	1 33 25 79	16 25.75	38.72	15 47.03
9	30		Unaffiliated (USA) (S. Laffer)	31		1 17 9 93	1 34 11 67	17 1.74	1.28	17 0.46
10	38		Upper Valley (M. Van Beuren)	60	did not show	1 1 1 1	9 9 9 9	488 8.08	87.12	486 40.96
11	37		Northwood (H. Runyon)	55	did not show	1 1 1 1	9 9 9 9	488 8.08	62.72	487 5.36
	32		Pioneer Valley Riverfront (B. Chayes)	50	scratch	4 4 4 4	9 9 9 9	488 8.08	42.32	487 25.76
			GMS Rowing (R. Gervase)[scratched]	48	scratch	4 4 4 4	9 9 9 9	488 8.08	35.28	487 32.80
<b>Race 7: Womens Masters 1x (27-39) @ 08:22 AM</b>										
				age		start	finish	Elapsed	handicap	adjusted
1	69		Narragansett (B. McConarty)	35		1 21 46 66	1 36 28 4	14 41.38	5.12	14 36.26
2	71		Unaffiliated (USA) B (B. Greene)	35		1 22 1 18	1 37 16 5	15 14.87	5.12	15 9.75
3	66		Laval (M. Lacroix)	38		1 20 57 49	1 37 8 38	16 10.89	9.68	16 1.21
4	68		Unaffiliated (USA) A (N. Stock)	33		1 21 36 26	1 38 54 89	17 18.63	2.88	17 15.75
5	67		Saratoga (S. Stomieroski)	30		1 21 20 77	1 39 15 83	17 55.06	0.72	17 54.34
6	70		Burnt Hills (K. Mattice)	29		1 22 51 14	1 43 20 21	20 29.07	0.32	20 28.75
<b>Race 8: Womens Masters 1x (40-49) @ 08:24 AM</b>										
				age		start	finish	Elapsed	handicap	adjusted
1	78		Leander Boat Club (K Henry)	43		1 27 32 67	1 43 21 62	15 48.95	20.48	15 28.47
2	73		CAM (A. Ferec)	41		1 28 25 35	1 44 35 97	16 10.62	15.68	15 54.94
3	77		Pelham Community (L. Morris)	48		1 28 56 27	1 46 27 11	17 30.84	35.28	16 55.56


		BOW	CREW NAME	AGE	COMMENT	START	FINISH	ELAPSED	HANDICAP	ADJUSTED
4	74		Unaffiliated (USA) (V. Rogers)	47		1 25 58 88	1 43 33 0	17 34.12	32.00	17 2.12
5	75		Skidmore Community (A. Costanzo)	48		1 26 17 1	1 46 12 31	19 55.30	35.28	19 20.02
6	76		Essex (K. Gallucci)	49		1 30 57 84	1 53 25 46	22 27.62	38.72	21 48.90
<b>Race 9: Womens Masters 1x (50-59) @ 08:27 AM</b>										
				age		start	finish	Elapsed	handicap	adjusted
1	79		Unaffiliated (USA) (L. Skibo)	54		1 31 34 71	1 47 25 98	15 51.27	58.32	14 52.95
2	85		Berry Hill (L. Gesinger)	51		1 32 53 68	1 48 43 10	15 49.42	46.08	15 3.34
3	81		Upper Valley (L. Fisher)	58		1 32 8 62	1 49 2 12	16 53.50	76.88	15 36.62
4	80		Maritime (D. Gorman)	53		1 31 51 60	1 48 40 84	16 49.24	54.08	15 55.16
5	92		Erie Canal (E. Blum)	50		1 34 20 56	1 51 9 7	16 48.51	42.32	16 6.19
6	89		Narragansett (L. Evans)	50		1 33 39 74	1 50 28 89	16 49.15	42.32	16 6.83
7	88		St. Catharines (M. Markarian)	59		1 33 33 87	1 51 5 21	17 31.34	81.92	16 9.42
8	90		Community Rowing C (L. Tenaglia)	57		1 33 49 39	1 51 22 35	17 32.96	72.00	16 20.96
9	82		Saratoga (J. Daniels)	55		1 32 18 95	1 50 4 9	17 45.14	62.72	16 42.42
10	91		Community Rowing E (P. Hambrick)	54		1 34 9 84	1 52 5 78	17 55.94	58.32	16 57.62
11	83		Cape Cod Rowing (P. Blackwell)	56		1 32 37 18	1 51 4 35	18 27.17	67.28	17 19.89
12	86		Community Rowing D (B. Jones)	59		1 33 8 98	1 52 16 31	19 7.33	81.92	17 45.41
13	84		Community Rowing B (L. Salmonsens)	55		1 32 49 68	1 51 51 67	19 1.99	62.72	17 59.27
14	87		CAM (S. Law)	54		1 33 21 22	1 52 46 12	19 24.90	58.32	18 26.58
<b>Race 10: Womens Masters Ltwt 1x (135lbs max) @ 08:32 AM</b>										
				age		start	finish	Elapsed	handicap	adjusted
1	94		Concord Crew (C. Curran)	53		1 35 11 42	1 50 38 53	15 27.11	54.08	14 33.03
2	95		Montreal (C. Sutherland)	49		1 35 26 59	1 51 36 91	16 10.32	38.72	15 31.60
3	99		Potomac (L. Hall)	64		1 36 24 98	1 53 49 81	17 24.83	109.52	15 35.31
4	96		Tillsonburg (S. Puente)	36		1 35 40 13	1 51 46 72	16 6.59	6.48	16 0.11
5	98		Pioneer Valley Riverfront (S. San Emeterio)	31		1 36 7 96	1 52 23 20	16 15.24	1.28	16 13.96
6	97		Upper Valley (J. Friend)	45		1 35 57 42	1 53 4 39	17 6.97	25.92	16 41.05
<b>Race 11: Mens Veteran 1x @ 08:36 AM</b>										
				age		start	finish	Elapsed	handicap	adjusted
1	102		GMS Rowing (M. Verlin)	61		1 37 45 42	1 52 11 35	14 25.93	92.48	12 53.45
2	101		Pettipaug A (J. Laundon)	71		1 37 36 34	1 53 28 36	15 52.02	154.88	13 17.14
3	103		Riverside (P. Dale)	62		1 38 7 16	1 53 9 32	15 2.16	98.00	13 24.16
4	104		Unaffiliated (USA) B (T. Wolski)	65		1 38 19 44	1 53 53 59	15 34.15	115.52	13 38.63
5	119		Amoskeag (J. Raymond)	61		1 41 52 56	1 57 15 38	15 22.82	92.48	13 50.34
6	105		Skidmore Community (P. Verardi)	64		1 38 30 53	1 54 11 6	15 40.53	109.52	13 51.01
7	122		Upper Valley A (T. Swayze)	75		1 42 48 38	1 59 47 1	16 58.63	184.32	13 54.31
8	108		Unaffiliated (USA) A (M. Waggaman)	62		1 39 5 70	1 54 59 96	15 54.26	98.00	14 16.26


		BOW	CREW NAME	AGE	COMMENT	START	FINISH	ELAPSED	HANDICAP	ADJUSTED
9	118		Unaffiliated (USA) C (J. Miller)	71		1 41 38 29	1 58 33 77	16 55.48	154.88	14 20.60
10	116		Merrimac (T. Wheatley)	63		1 41 16 70	1 57 22 21	16 5.51	103.68	14 21.83
11	120		Hanlan (J. Sherrick)	68		1 42 4 95	1 58 48 99	16 44.04	134.48	14 29.56
12	109		Maritime (K. Iscol)	73		1 39 30 55	1 56 49 68	17 19.13	169.28	14 29.85
13	114		Tillsonburg (F. Tamasi)	61		1 40 42 83	1 56 46 93	16 4.10	92.48	14 31.62
14	107		Upper Valley B (D. Ruml)	63		1 39 0 48	1 55 25 32	16 24.84	103.68	14 41.16
15	117		Old Lyme/Blood Street Sculls (J. Parker)	70		1 41 27 15	1 58 43 25	17 16.10	147.92	14 48.18
16	106		Saratoga (B. O'Neil)	62		1 38 44 58	1 55 12 97	16 28.39	98.00	14 50.39
17	113		Community Rowing (H. Scott)	65		1 40 23 48	1 57 15 6	16 51.58	115.52	14 56.06
18	112		Saratoga Springs B (A. Frizzera)	63		1 40 6 96	1 56 53 49	16 46.53	103.68	15 2.85
19	110		Saratoga Springs A (N. Fanning)	61		1 39 54 84	1 56 38 22	16 43.38	92.48	15 10.90
20	115		Grateful Oars (R. Mooers)	73		1 41 5 2	1 59 39 38	18 34.36	169.28	15 45.08
21	121		Unaffiliated (USA) D (H. Lanoue)	62		1 42 22 83	1 59 58 89	17 36.06	98.00	15 58.06
	411		Pettipaug-B (P. Flory)	66	scratched	0 0 0 0	9 9 9 9		421.68	547 7.41
<b>Race 12: Womens Veteran 1x @ 08:45 AM</b>										
			age			start	finish	Elapsed	handicap	adjusted
1	124		Upper Valley B (E. Marshall)	62		1 45 4 48	2 1 54 86	16 50.38	98.00	15 12.38
2	127		Upper Valley A (P. Sadler)	72		1 45 54 12	2 4 9 39	18 15.27	162.00	15 33.27
3	126		Skidmore Community (J. Gillern)	74		1 45 40 51	2 4 42 10	19 1.59	176.72	16 4.87
4	131		Narragansett (J. Richards)	64		1 47 21 94	2 5 25 9	18 3.15	109.52	16 13.63
5	132		Saratoga A (M. Hunt)	63		1 47 29 15	2 5 26 49	17 57.34	103.68	16 13.66
6	129		Saratoga B (M. Miller)	71		1 46 20 22	2 5 19 65	18 59.43	154.88	16 24.55
7	125		Unaffiliated (USA) (M. Steckler)	65		1 45 23 31	2 3 59 80	18 36.49	115.52	16 40.97
8	128		Essex (E. Lasek)	60		1 46 8 32	2 4 40 30	18 31.98	87.12	17 4.86
9	133		Riverfront Recapture (M. Hobart)	69		1 47 44 67	2 9 35 97	21 51.30	141.12	19 30.18
10	130		St. Catharines A (L. Hastings)	75		1 47 10 23	2 10 0 69	22 50.46	184.32	19 46.14
11	134		St. Catharines A (L. Hamilton)	62		1 48 2 2	2 9 30 33	21 28.31	98.00	19 50.31
<b>Race 13: Mens Collegiate 1x @ 08:52 AM</b>										
			age			start	finish	Elapsed	handicap	adjusted
1	139		Boucherville (G. Veilleux)			1 50 50 32	2 4 39 3	13 48.71		
2	144		Marist			1 51 50 24	2 5 39 4	13 48.80		
3	136		Shaker			1 50 5 69	2 4 2 22	13 56.53		
4	141		WPI (K. Cotton)			1 51 15 93	2 5 13 36	13 57.43		
5	147		Syracuse Chargers (E. Schoonmaker)			1 52 31 40	2 6 54 91	14 23.51		
6	148					1 52 45 44	2 7 36 48	14 51.04		
7	138		Saratoga (J. Keefe)			1 50 40 18	2 5 33 3	14 52.85		
8	137		Vassar (J. Nesheiwat)			1 50 27 18	2 5 23 25	14 56.07		
9	146		Brandeis (E. Zik)			1 52 21 40	2 7 18 41	14 57.01		
10	143		Tufts University (K. Flood)			1 51 38 18	2 6 37 25	14 59.07		
11	140		Colgate A			1 51 4 28	2 6 21 24	15 16.96		

		BOW	CREW NAME	AGE	COMMENT	START	FINISH	ELAPSED	HANDICAP	ADJUSTED
12	145	Clarkson (B. Cooper)				1 52 6 29	2 7 25 60	15 19.31		
13	142	Colgate B				1 51 27 5	2 8 44 93	17 17.88		
<b>Race 14: Womens Collegiate 1x @ 08:56 AM</b>			age			start	finish	Elapsed	handicap	adjusted
1	163	UMass D (C. Caballero Larco)				1 58 7 50	2 13 42 53	15 35.03		
2	152	Dawson A (E. Durham)				1 55 37 85	2 11 15 80	15 37.95		
3	157	UMass B (R. Boudreau)				1 56 44 95	2 12 25 72	15 40.77		
4	160	Boucherville B (K. Stinson-Sauvageau)				1 57 28 50	2 13 36 56	16 8.06		
5	164	Tufts University D (C. Brena)				1 58 18 20	2 14 29 20	16 11.00		
6	156	Boucherville A (A. Cote)				1 56 35 22	2 12 53 33	16 18.11		
7	151	Ithaca (D. Pfohl)				1 55 24 65	2 11 47 18	16 22.53		
8	149	Vassar (M. Walker)				1 55 10 17	2 11 34 86	16 24.69		
9	153	UMass A (K. Menks)				1 55 50 28	2 12 18 0	16 27.72		
10	159	Tufts University B (D. Arimany)				1 57 25 45	2 14 16 87	16 51.42		
11	158	Dawson B (L. Neumark-Gaudet)				1 57 2 48	2 13 58 98	16 56.50		
12	165	UMass E (A. Daggy)				1 58 27 85	2 15 33 95	17 6.10		
13	155	Brandeis (E. Sobotka)				1 56 23 96	2 13 59 88	17 35.92		
14	161	UMass C (P. Ryder)				1 57 35 60	2 15 17 40	17 41.80		
15	162	Tufts University C (C. Winslow)				1 57 56 60	2 15 53 27	17 56.67		
16	154	Clarkson (J. Hadina)				1 56 10 75	2 14 28 58	18 17.83		
	150	Tufts University A (K. Walling)			Did not show	4 4 4 4	9 9 9 9	488 8.08		
<b>Race 15: Mens Collegiate 2x @ 09:05 AM</b>			age			start	finish	Elapsed	handicap	adjusted
1	170	Dawson (D. Lone)				2 4 51 3	2 18 34 12	13 43.09		
2	171	Binghamton				2 5 9 77	2 19 43 76	14 33.99		
3	168	Colgate				2 4 27 82	2 19 18 92	14 51.10		
4	172	Skidmore B				2 5 32 17	2 21 28 87	15 56.70		
	167	Skidmore A			did not finish	2 4 9 94	9 9 9 9	424 59.15		
	169	Brébeuf (S. Severa)			Did not show	4 4 4 4	9 9 9 9	488 8.08		
	173	Queen's [scratched]			scratch	4 4 4 4	9 9 9 9	488 8.08		
<b>Race 16: Womens Collegiate 2x @ 09:09 AM</b>			age			start	finish	Elapsed	handicap	adjusted
1	175	UMass A (M. Streitfield)				2 7 37 40	2 21 34 71	13 57.31		
2	177	Ithaca A (T. VanDerVeecken)				2 8 4 99	2 22 4 4	13 59.05		
3	180	Ithaca B (R. Mevissen)				2 8 48 88	2 23 8 30	14 19.42		
4	179	Tufts University B (Z. Sobin)				2 8 31 72	2 23 1 5	14 29.33		
5	181	UMass B (C. Kazmierczak)				2 9 7 23	2 23 37 57	14 30.34		
6	176	Tufts University A (R. Paterson)				2 7 47 66	2 22 31 12	14 43.46		
7	186	Tufts University E (E. Eickhoff)				2 10 31 34	2 25 58 69	15 27.35		
8	183	Ithaca C (D. Lessard)				2 9 43 8	2 25 18 2	15 34.94		


		BOW	CREW NAME	AGE	COMMENT	START	FINISH	ELAPSED	HANDICAP	ADJUSTED
9	187	Tufts University F (K. Fitzgerald)				2 10 52 59	2 26 35 52	15 42.93		
10	185	Ithaca D (F. Romeo)				2 10 15 36	2 26 19 59	16 4.23		
11	184	Tufts University D (R. Henige)				2 9 59 61	2 26 12 48	16 12.87		
12	182	Tufts University C (L. Washburn)				2 9 22 73	2 25 59 35	16 36.62		
13	178	Clarkson				2 8 21 15	2 25 39 91	17 18.76		
<b>Race 17: Mens Open 2- @ 09:14 AM</b>				age		start	finish	Elapsed	handicap	adjusted
1	189	Green Racing Project A (P. Henson)				2 14 36 77	2 26 49 47	12 12.70		
2	194	Green Racing Project B (J. Graves)				2 16 3 93	2 28 49 22	12 45.29		
3	193	Boucherville (J. Taillon)				2 15 42 30	2 28 30 83	12 48.53		
4	195	SECRC (J. Bennett)				2 16 25 35	2 29 48 36	13 23.01		
5	190	Dawson A (T. Syrovatka)				2 14 56 14	2 29 18 84	14 22.70		
6	192	New York Maritime				2 15 29 27	2 29 57 92	14 28.65		
7	191	Marianopolis (D. Rinaldi)				2 15 14 56	2 30 10 7	14 55.51		
	196	Dawson B (M. Germain)		did not show		4 4 4 4	9 9 9 9	488 8.08		
<b>Race 18: Womens Open 2- @ 09:17 AM</b>				age		start	finish	Elapsed	handicap	adjusted
1	200	UMass (T. Wilson)				2 20 0 91	2 34 22 25	14 21.34		
2	198	Saratoga (L. D'Aniello)				2 19 17 73	2 33 56 96	14 39.23		
3	203	SECRC (S. Konishesky)				2 21 2 78	2 36 23 77	15 20.99		
4	201	New York Maritime				2 20 19 16	2 36 24 29	16 5.13		
5	202	UMass Lowell (E. McLaughlin)				2 20 40 27	2 36 47 35	16 7.08		
6	199	Clarkson (P. Yarnell)				2 19 39 56	2 36 50 48	17 10.92		
<b>Race 19: Mens Collegiate Light 4+ (165lbs max) @ 09:21 AM</b>				age		start	finish	Elapsed	handicap	adjusted
1	205	Williams A				2 22 49 1	2 34 54 20	12 5.19		
2	206	Tufts University (J. Horwitz)				2 23 12 11	2 35 19 41	12 7.30		
3	213	New York Maritime				2 25 30 19	2 37 45 85	12 15.66		
4	208	Binghamton A				2 23 46 47	2 36 18 44	12 31.97		
5	210	UMass (J. Nazarian)				2 24 41 40	2 37 15 67	12 34.27		
6	207	Skidmore				2 23 34 40	2 36 32 32	12 57.92		
7	214	Williams B				2 25 48 16	2 38 46 62	12 58.46		
8	211	UMass Lowell A (J. Skolnick)				2 25 5 26	2 38 40 29	13 35.03		
9	C	Vassar				2 26 45 32	2 40 32 42	13 47.10		
10	209	Stony Brook (A. Doucett)				2 24 29 89	2 39 23 63	14 53.74		
11	215	UMass Lowell B (J. Price)				2 26 16 29	2 41 36 52	15 20.23		
12	212	Manhattan (W. Trapp)				2 25 23 44	2 40 48 89	15 25.45		




		BOW CREW NAME	AGE	COMMENT	START	FINISH	ELAPSED	HANDICAP	ADJUSTED
		<b>Race 20: Womens Collegiate Light 4+ (135lbs max) @ 09:25 AM</b>	age		start	finish	Elapsed	handicap	adjusted
1	217	UMass A (T. Wilson)			2 28 59 39	2 43 40 29	14 40.90		
2	218	Oswego State			2 29 32 35	2 46 12 47	16 40.12		
3	219	UMass B (A. Bates)			2 29 49 29	2 46 50 70	17 1.41		
		<b>Race 21: Womens Open 4+ @ 09:28 AM</b>	age		start	finish	Elapsed	handicap	adjusted
1	221	Riverfront Recapture (G. Stern)			2 31 48 70	2 46 11 98	14 23.28		
2	226	Sacred Heart (D. Palmaccio)			2 33 14 88	2 47 41 40	14 26.52		
3	225	Friends of WPI			2 32 48 58	2 47 24 94	14 36.36		
4	222	Brockville (L. Kennedy)			2 32 13 54	2 47 48 73	15 35.19		
	223	Springfield College		did not show	4 4 4 4	9 9 9 9	488 8.08		
	224	Teaneck (M. de Luccas)		scratch	4 4 4 4	9 9 9 9	488 8.08		
	227	Assumption CR (A. Sanders) [scratched]		scratch	4 4 4 4	9 9 9 9	488 8.08		
		<b>Race 22: Womens Open Novice 4+ @ 09:32 AM</b>	age		start	finish	Elapsed	handicap	adjusted
1	229	Dawson (V. Delean)			2 36 18 95	2 51 15 21	14 56.26		
2	235	Sacred Heart (E. Casey)			2 39 9 89	2 54 56 32	15 46.43		
3	233	Marianopolis (L. Abramson)			2 38 6 86	2 54 34 87	16 28.01		
4	232	Pioneer Valley Riverfront			2 37 6 32	2 53 39 82	16 33.50		
5	234	New York Maritime		Late to start	2 51 49 90	3 10 53 20	19 3.30		
6	230	Binghamton A			2 38 18 47	3 1 20 58	23 2.11		
	231	Springfield College		did not show	4 4 4 4	9 9 9 9	488 8.08		
	236	Binghamton B		did not show	4 4 4 4	9 9 9 9	488 8.08		
		<b>Race 23: Womens Open Light 4+ (135lbs max) @ 09:36 AM</b>	age		start	finish	Elapsed	handicap	adjusted
1	238	Riverfront Recapture (A. Haggerty)			2 40 21 29	2 54 40 78	14 19.49		
		<b>Race 24: Mens Open 4+ @ 09:40 AM</b>	age		start	finish	Elapsed	handicap	adjusted
1	240	Williams A			2 42 35 83	2 54 48 57	12 12.74		
2	245	Williams B			2 43 58 61	2 56 22 43	12 23.82		
3	246	SECRC (G. Richartz)			2 44 15 61	2 56 41 42	12 25.81		
4	242	Hudson River (R. Pritchard)			2 43 17 8	2 56 29 5	13 11.97		
5	239	Clarkson			2 42 20 65	2 55 54 2	13 33.37		
6	243	Skidmore			2 43 29 0	2 57 21 53	13 52.53		
7	244	Marianopolis (A. Carlesimo)			2 43 47 16	2 58 17 75	14 30.59		
8	241	Oswego State			2 43 0 43	2 59 6 26	16 5.83		
		<b>Race 25: Mens Open Novice 4+ @ 09:43 AM</b>	age		start	finish	Elapsed	handicap	adjusted


	BOW	CREW NAME	AGE	COMMENT	START	FINISH	ELAPSED	HANDICAP	ADJUSTED
1	250	Dawson (C. McCullough)			2 47 58 58	3 3 12 31	15 13.73		
2	248	New York Maritime			2 51 8 68	3 7 43 33	16 34.65		
3	251	Marianopolis (N. Millot)			2 48 22 18	3 4 57 13	16 34.95		
	249	UMass (J. Greene)		scratch	4 4 4 4	9 9 9 9	488 8.08		
	247	New York Maritime		did not start	4 4 4 4	9 9 9 9	488 8.08		
<b>Race 28: Womens Masters Novice 4+ @ 09:45 AM</b>									
			age		start	finish	Elapsed	handicap	adjusted
1	255	Burnt Hills (D. Shorkey)	46		2 53 36 71	3 10 59 80	17 23.09	24.95	16 58.14
2	253	Narragansett (M. Butler)	51		2 52 48 86	3 10 30 83	17 41.97	39.81	17 2.16
3	254	Brockville (S. Yuille)	39		2 53 6 95	3 11 13 8	18 6.13	9.95	17 56.18
<b>Race 29: Mens Masters 8+ @ 09:50 AM</b>									
			age		start	finish	Elapsed	handicap	adjusted
1	267	Free Radical B (M. Smith)	53		3 0 30 2	3 11 46 27	11 16.25	43.26	10 32.99
2	257	Free Radical A (J. Tunnicliffe)	52		2 56 47 61	3 8 4 36	11 16.75	40.00	10 36.75
3	260	Riverfront Recapture A (E. Rosow)	44		2 57 19 15	3 8 53 92	11 34.77	18.50	11 16.27
4	259	Pelham Community (C. Ipolitto)	45		2 57 6 22	3 8 44 50	11 38.28	20.74	11 17.54
5	261	Upper Valley (M. Stafford)	51		2 57 31 62	3 9 28 82	11 57.20	36.86	11 20.34
6	266	Riverfront Recapture C (J. Craford)	63		2 59 52 24	3 13 12 3	13 19.79	82.94	11 56.85
7	263	Hudson River (A. Mauer)	43		2 58 14 2	3 10 37 50	12 23.48	16.38	12 7.10
8	262	Saratoga Springs/Unaffiliated (K. Borchart)	57		2 57 59 42	3 11 11 30	13 11.88	57.60	12 14.28
9	265	Riverfront Recapture B (E. Truntz)	37		2 59 30 14	3 12 2 59	12 32.45	6.40	12 26.05
10	264	Saratoga (R. Kercull)	49		2 59 13 0	3 13 24 44	14 11.44	30.98	13 40.46
<b>Race 30: Womens Masters 8+ @ 09:54 AM</b>									
			age		start	finish	Elapsed	handicap	adjusted
1	268	Saratoga A (T. Dagle)	50		3 2 42 77	3 15 36 88	12 54.11	33.86	12 20.25
2	270	Upper Valley (E. Dade)	49		3 3 18 0	3 16 19 35	13 1.35	30.98	12 30.37
3	275	Hudson River A (K. Kiernan)	44		3 5 9 59	3 17 59 8	12 49.49	18.50	12 30.99
4	269	Skidmore Community A (E. Mastrianni)	50		3 3 0 67	3 16 32 54	13 31.87	33.86	12 58.01
5	281	Northampton (C. MacColl)	50		3 7 29 33	3 21 31 70	14 2.37	33.86	13 28.51
6	273	Skidmore Community B (P. Tuz)	48		3 4 31 32	3 18 36 93	14 5.61	28.22	13 37.39
7	278	Pelham Community (P. Kelling)	54		3 6 21 68	3 20 51 76	14 30.08	46.66	13 43.42
8	272	Saratoga B (H. West)	52		3 4 19 35	3 18 57 85	14 38.50	40.00	13 58.50
9	274	Riverfront Recapture (E. Droney)	53		3 4 51 4	3 19 42 75	14 51.71	43.26	14 8.45
10	277	Cazenovia (E. Ludwig)	45		3 5 51 0	3 20 38 78	14 47.78	20.74	14 27.04
11	271	Community Rowing (J. McKenna)	39		3 4 0 76	3 18 48 23	14 47.47	9.22	14 38.25
12	276	Brockville (M. Brown)	41		3 5 26 5	3 20 28 4	15 1.99	12.54	14 49.45
13	280	Saratoga C (L. Cianfarani)	45		3 7 6 70	3 22 53 34	15 46.64	20.74	15 25.90
14	279	Hudson River B (M. Love)	46		3 6 49 94	3 22 44 44	15 54.50	23.10	15 31.40




		BOW	CREW NAME	AGE	COMMENT	START	FINISH	ELAPSED	HANDICAP	ADJUSTED
15	282		Saratoga D (J. Hogan)	49		3 7 54 72	3 24 26 76	16 32.04	30.98	16 1.06
<b>Race 31: Mens Collegiate Novice 8+ @ 10:02 AM</b>			age		start	finish	Elapsed	handicap	adjusted	
1	286		St. Lawrence (A. Hojnicky)			3 10 16 8	3 21 39 98	11 23.90		
2	284		Williams A			3 9 18 0	3 20 54 98	11 36.98		
3	287		UMass A (J. Nazarian)			3 15 51 72	3 27 36 5	11 44.33		
4	297		Colgate			3 15 29 85	3 27 14 83	11 44.98		
5	299		New York Maritime			3 16 45 78	3 28 42 34	11 56.56		
6	285		Marist A			3 10 43 22	3 22 45 21	12 1.99		
7	290		Coast Guard (A. Welzant)			3 11 45 56	3 23 47 86	12 2.30		
8	289		Boston College A			3 11 28 37	3 23 41 65	12 13.28		
9	293		UMass Lowell (L. Robertson)			3 13 45 35	3 26 12 88	12 27.53		
10	291		Rensselaer A (D. Catranis)			3 12 3 4	3 24 46 43	12 43.39		
11	298		Middlebury			3 16 11 66	3 28 56 97	12 45.31		
12	303		RIT A (J. Short)			3 18 17 8	3 31 4 60	12 47.52		
13	288		Wesleyan			3 11 6 94	3 23 59 41	12 52.47		
14	306		Boston College B			3 19 44 78	3 32 42 94	12 58.16		
15	300		Binghamton A			3 17 10 71	3 30 9 15	12 58.44		
16	312		RIT B (R. Newell)			3 23 10 94	3 36 13 27	13 2.33		
17	308		Marist B			3 21 1 31	3 34 5 36	13 4.05		
18	309		UMass B (R. Miller)			3 21 43 8	3 34 59 45	13 16.37		
19	314		RIT C (E. Schulken)			3 24 18 16	3 37 57 4	13 38.88		
20	295		Clarkson (D. Allen)			3 14 58 86	3 28 42 3	13 43.17		
21	310		Rensselaer B (J. Miller)			3 22 53 63	3 36 48 51	13 54.88		
22	305		PRRA-Stevens (M. Daw)			3 19 25 63	3 33 21 58	13 55.95		
23	292		Marianopolis (A. toy)			3 13 6 14	3 27 19 94	14 13.80		
24	296		Vassar			3 15 18 37	3 29 32 26	14 13.89		
25	311		UAlbany B			3 22 29 44	3 36 43 50	14 14.06		
26	304		Brébeuf (O. Blain)			3 19 9 52	3 33 24 59	14 15.07		
27	302		UAlbany A			3 18 8 92	3 32 57 56	14 48.64		
28	301		Stony Brook A			3 17 54 98	3 33 14 43	15 19.45		
29	313		Binghamton B			3 24 0 10	3 39 49 10	15 49.00		
30	294		Oswego State			3 14 29 90	3 31 14 39	16 44.49		
	307		Williams-B		scratch	4 4 4 4	9 9 9 9	488 8-08		
<b>Race 32: Womens Collegiate 8+ @ 10:13 AM</b>			age		start	finish	Elapsed	handicap	adjusted	
1	316		Williams			3 26 41 57	3 38 24 64	11 43.07		
2	317		William Smith			3 26 54 39	3 38 56 17	12 1.78		
3	318		Connecticut			3 27 23 24	3 39 32 60	12 9.36		
4	319		Wesleyan (A. Mushinski)			3 27 42 6	3 39 55 69	12 13.63		



	BOW	CREW NAME	AGE	COMMENT	START	FINISH	ELAPSED	HANDICAP	ADJUSTED
3	368	Boston College A			3 49 38 13	4 1 39 22	12 1.09		
4	366	Marist A (S. Drebitko)			3 49 8 92	4 1 17 44	12 8.52		
5	385	Boston College B			3 53 45 78	4 5 54 33	12 8.55		
6	360	Coast Guard A (A. Kloo)			3 47 21 98	3 59 32 66	12 10.68		
7	374	RIT A (J. Massari)			3 50 36 34	4 2 47 80	12 11.46		
8	356	Colgate			3 46 14 8	3 58 27 57	12 13.49		
9	357	UMass A (J. Shattuck)			3 46 37 8	3 58 55 94	12 18.86		
10	371	Tufts University A (N. Hajian)			3 50 21 70	4 2 41 23	12 19.53		
11	359	Wesleyan A			3 47 6 37	3 59 25 96	12 19.59		
12	384	Coast Guard B (B. Magnuson)			3 53 32 14	4 5 54 9	12 21.95		
13	386	New York Maritime B			3 53 55 56	4 6 20 96	12 25.40		
14	367	Brandeis A (S. Isim)			3 49 26 59	4 2 12 37	12 45.78		
15	373	UMass Lowell (D. Wirth)			3 50 29 38	4 3 16 48	12 47.10		
16	387	Coast Guard C (L. Carani)			3 54 15 14	4 7 13 73	12 58.59		
17	381	RIT B (F. Confer)			3 52 13 74	4 5 14 56	13 0.82		
18	358	Ithaca			3 46 56 58	4 0 1 36	13 4.78		
19	363	Clarkson (M. Walck)			3 48 27 90	4 1 37 97	13 10.07		
20	376	UMass B (C. Tobias)			3 51 13 13	4 4 37 76	13 24.63		
21	364	New York University (B. Stan)			3 48 34 79	4 2 1 83	13 27.04		
22	365	Binghamton A			3 48 55 10	4 2 25 9	13 29.99		
23	361	St. Lawrence A			3 47 48 66	4 1 34 65	13 45.99		
24	362	Stony Brook A (A. Doucett)			3 48 15 65	4 2 20 71	14 5.06		
25	377	Tufts University B (B. Smith)			3 51 52 13	4 5 59 67	14 7.54		
26	380	Brandeis B (D. Cline)			3 52 57 67	4 7 6 27	14 8.60		
27	355	Middlebury			3 46 0 18	4 0 25 47	14 25.29		
28	369	Oswego State			3 50 7 59	4 4 46 6	14 38.47		
29	375	Endicott (N. Simeon)			3 51 9 75	4 5 58 80	14 49.05		
30	379	Binghamton B			3 52 42 33	4 7 55 94	15 13.61		
	370	Vassar (J. Damsky)		did not show	4 4 4 4	9 9 9 9	488 8.08		
	372	New York Maritime A		did not show	4 4 4 4	9 9 9 9	488 8.08		
	382	St. Lawrence B [scratched]		scratched	4 4 4 4	9 9 9 9	488 8.08		
<b>Race 35: Womens Collegiate Novice 4+ @ 10:39 AM</b>									
			age		start	finish	Elapsed	handicap	adjusted
1	389	UMass A (K. Menks)			3 57 9 82	4 11 3 84	13 54.02		
2	390	Williams A			3 57 36 69	4 12 39 15	15 2.46		
3	392	St. Lawrence			3 58 38 18	4 13 46 29	15 8.11		
4	403	Colgate B			4 2 42 65	4 17 56 99	15 14.34		
5	402	UMass B (C. edson)			4 2 18 60	4 17 34 18	15 15.58		
6	391	Colgate A			3 58 11 38	4 13 37 59	15 26.21		

	BOW	CREW NAME	AGE	COMMENT	START	FINISH	ELAPSED	HANDICAP	ADJUSTED
7	398	Rensselaer			4 1 44 89	4 17 15 11	15 30.22		
8	406				4 5 28 48	4 21 14 48	15 46.00		
9	405	UMass C (T. Liberi)			4 5 0 58	4 21 1 14	16 0.56		
10	404	Colgate C			4 3 52 41	4 20 15 44	16 23.03		
11	400	William Smith			4 1 52 52	4 18 18 29	16 25.77		
12	393	Vassar			4 7 57 40	4 24 38 94	16 41.54		
13	396	Marianapolis (L. Abramson)			4 1 19 87	4 18 8 99	16 49.12		
14	395	Endicott (M. Duffy)			4 4 28 46	4 21 46 8	17 17.62		
15	394	Sarah Lawrence			4 0 39 69	4 17 57 91	17 18.22		
16	401	Williams B			4 2 55 62	4 20 32 61	17 36.99		
17	399	Middlebury			4 3 38 0	4 22 5 88	18 27.88		
	397	UMass-Lowell		did not show	4 4 4 4	9 9 9 9	488 8-08		
<b>Race 36: Mens Adaptive 2x @ 10:45 AM</b>			age		start	finish	Elapsed	handicap	adjusted
2		Holyoke Rows (B. Kidston)		separately	4 4 4 4	9 9 9 9	488 8-08		
<b>Race 38: Mixed Adaptive 2x @ 10:46 AM</b>									
4		Hudson River (n. murphy)			4 9 17 91	4 28 6 69	18 48.78		
5		Holyoke Rows (J. Brooks)		separately	4 4 4 4	9 9 9 9	488 8-08		
1822		Saratoga (Howery)		separately	4 4 4 4	9 9 9 9	488 8-08		
<b>Race 39: Mens Open 1x @ 11:45 AM</b>			age		start	finish	Elapsed	handicap	adjusted
1	408	Green Racing Project A (S. Whelpley)			4 45 53 69	4 58 38 17	12 44.48		
2	416	Green Racing Project B (C. Biddle)			4 47 5 30	5 0 21 81	13 16.51		
3	407	Ridley Graduate (D. Klassen)			4 45 36 69	4 59 1 95	13 25.26		
4	418	Unaffiliated (J. Tauzel)			4 47 20 13	5 0 48 77	13 28.64		
5	411	Maritime (N. Kelly)			4 46 26 82	4 59 57 50	13 30.68		
6	412	Green Racing Project C (T. Howell)			4 46 35 69	5 0 19 83	13 44.14		
7	410	Quinsigamond (J. Rath)			4 46 16 94	5 0 18 44	14 1.50		
8	414	Shenendehowa (R. Paulsen)			4 46 56 64	5 1 19 63	14 22.99		
9	413	Niskayuna (D. Bender)			4 46 42 93	5 3 17 85	16 34.92		
	409	Community Rowing		did not show	4 4 4 4	9 9 9 9	488 8-08		
	415	SECRG		did not show	4 4 4 4	9 9 9 9	488 8-08		
	417	Narragansett B (B. Basso)		did not show	4 4 4 4	9 9 9 9	488 8-08		
<b>Race 40: Mens Open Light 1x (165lbs) @ 11:49 AM</b>			age		start	finish	Elapsed	handicap	adjusted
1	419	Green Racing Project (H. McAdam)			4 49 10 90	5 1 52 17	12 41.27		
2	427	Montreal (S. Boyer)			4 50 33 62	5 4 10 70	13 37.08		
3	420	Hudson River (K. Mabry)			4 49 23 32	5 3 9 18	13 45.86		

		BOW	CREW NAME	AGE	COMMENT	START	FINISH	ELAPSED	HANDICAP	ADJUSTED
4	429		Binghamton			4 51 3 52	5 4 53 50	13 49.98		
5	422		Merrimac (D. Cormier)			4 49 47 88	5 3 44 65	13 56.77		
6	421		Angry Fish (R. Iuliano)			4 49 40 18	5 3 48 33	14 8.15		
7	425		Stony Brook (J. Nelson)			4 50 51 1	5 5 17 32	14 26.31		
8	428		Syracuse Chargers (E. Schoonmaker)			4 50 43 17	5 5 21 54	14 38.37		
9	430		Dawson (J. Clarke)			4 51 18 23	5 6 0 2	14 41.79		
10	426		Riverfront Recapture (I. Hazelton)			4 50 26 87	5 5 43 4	15 16.17		
11	431		Marianopolis (D. Appelbaum)			4 51 42 62	5 7 23 75	15 41.13		
12	424		Unaffiliated (USA) A (S. Laffer)			4 50 19 29	5 7 55 4	17 35.75		
	423		Unaffiliated (USA) A (B. Mulvey)		did not show	4 4 4 4	9 9 9 9	488 8-08		
<b>Race 41: Mens Open Novice 1x @ 11:54 AM</b>										
				age		start	finish	Elapsed	handicap	adjusted
1	435		Old Lyme/Blood Street Sculls (D. Kelley)			4 54 32 1	5 9 58 8	15 26.07		
2	436		Niskayuna (M. Bender)			4 54 51 54	5 10 40 59	15 49.05		
3	437		Pelham Community (D. Sesler)			4 55 4 9	5 10 59 23	15 55.14		
4	438		Albany RC			4 55 22 57	5 12 19 76	16 57.19		
5	439		Community Rowing			4 55 45 19	5 13 41 76	17 56.57		
6	433		Community Rowing (R. Ezzell)			4 54 8 48	5 13 28 5	19 19.57		
7	434		Northampton (G. Fields)			4 56 45 86	5 19 17 18	22 31.32		
<b>Race 42: Womens Open 1x @ 11:57 AM</b>										
				age		start	finish	Elapsed	handicap	adjusted
1	452		Green Racing Project E			5 0 53 48	5 15 21 39	14 27.91		
2	448		Green Racing Project B (E. Sonshine)			5 0 12 10	5 14 50 70	14 38.60		
3	441		Green Racing Project A (J. Chapman)			4 58 38 87	5 13 19 9	14 40.22		
4	450		Green Racing Project C (E. Donald)			5 0 36 50	5 15 45 46	15 8.96		
5	451		Green Racing Project D (R. Donald)			5 0 45 72	5 16 8 30	15 22.58		
6	440		Hudson River (J. Rigothi)			4 58 22 23	5 14 10 7	15 47.84		
7	442		Pioneer Valley Riverfront (J. Warren)			4 58 54 12	5 14 44 45	15 50.33		
8	447		Holyoke Rows (B. Paret)			5 0 6 17	5 16 2 25	15 56.08		
9	446		Derryfield (R. Salmons)			4 59 51 22	5 16 18 86	16 27.64		
10	449		Tufts University B (K. Fitzgerald)			5 0 27 81	5 18 6 42	17 38.61		
11	444		Skidmore			4 59 24 97	5 17 29 30	18 4.33		
	443		Burnt Hills (G. Vero)		did not finish	4 59 9 98	99 99 99 99	341 30.04		
	445		Tufts University A (K. Walling)		did not show	4 4 4 4	9 9 9 9	488 8-08		
<b>Race 43: Womens Open Light 1x (135lbs) @ 12:02 PM</b>										
				age		start	finish	Elapsed	handicap	adjusted
1	467		SECRC (I. Foster)			5 5 41 72	5 21 8 72	15 27.00		
2	457		Essex (S. Giovenelli)			5 4 0 59	5 19 29 6	15 28.47		
3	454		Concord Crew (C. Curran)			5 3 28 26	5 19 7 38	15 39.12		